

A male and female scientist in white lab coats and safety gear are working in a laboratory. The male scientist is holding a clipboard and pen, while the female scientist is using a microscope. They are both smiling and appear to be collaborating on a project.

# How to Unlock Your SAP Ariba Business Network Account



# How to Unlock Your SAP Ariba Business Network Account



OFFICIAL (CLOSED) \ SENSITIVE NORMAL

# How to Unlock Your SAP Ariba Business Network Account

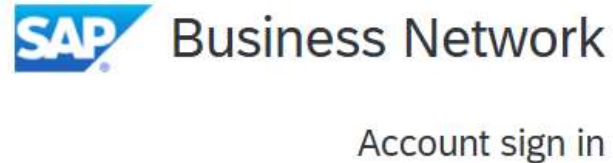
To unlock your Ariba Business Network account, you will have to reset your password:

1. Open your web browser and navigate to the SAP Ariba Business Network login page: <https://supplier.ariba.com/>
2. Enter the **User Name** under the same AN ID used to register with A\*STAR.
3. Then, click **Next**.

The screenshot shows a web browser window with the URL `service.ariba.com/Supplier.aw/109543067/aw?awh=r&awssk=1DqEUFuv&dard=1`. The page header includes the SAP Business Network logo. The main content area is titled "Supplier sign-in" and features a "Username" input field and a "Next" button, both highlighted with blue boxes and numbered 2 and 3 respectively. A "Forgot username" link is located below the "Next" button. To the right, there is a section titled "Unlock additional benefits" with a small image of two people and a "Learn More" button. The browser's address bar is highlighted with a blue box and numbered 1.

# How to Unlock Your SAP Ariba Business Network Account

4. Click **Sign in** to display the lock error.
5. In the 'Your account is locked' error message, click **Click here**.



< fullname\_2@mail.com

! Your account is locked to unlock your account. [Click here](#)

5

Password

4

Sign in

[Forgot password](#)

New to SAP Business Network?

[Learn more](#)

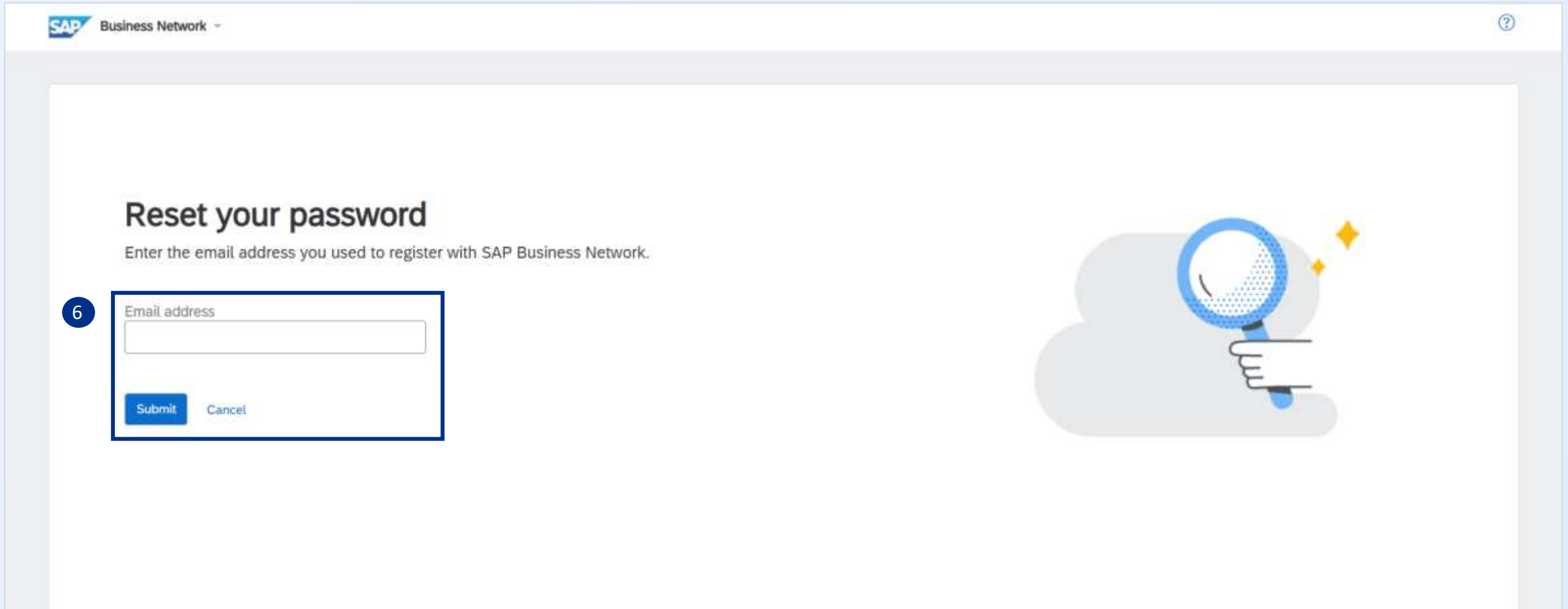


Your account could be locked due to several failed login attempts, or because you are following an incorrect or expired link to log in to Ariba Proposals and Questionnaires

OFFICIAL (CLOSED) \ SENSITIVE NORMAL

# How to Unlock Your SAP Ariba Business Network Account

6. Enter the email address that is registered to the account in the **Email address** field and click **Submit**.



SAP Business Network


## Reset your password

Enter the email address you used to register with SAP Business Network.

6

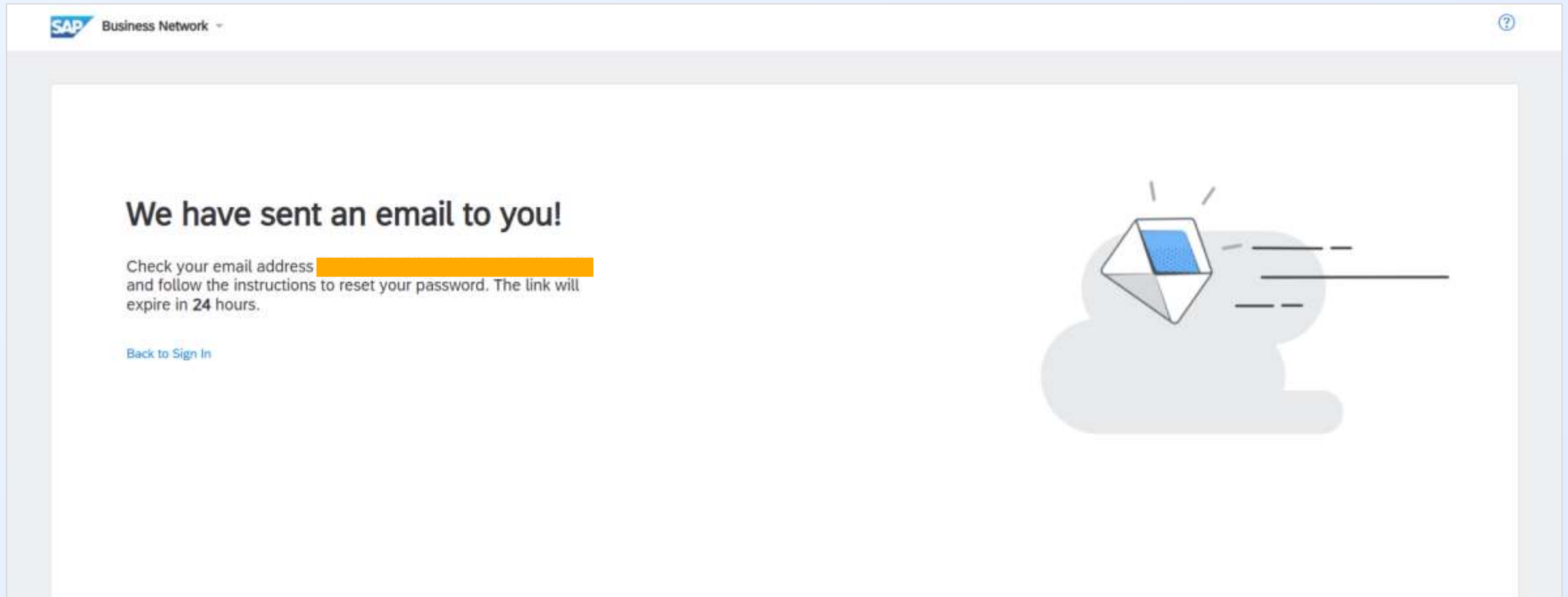
Email address

Submit Cancel



# How to Unlock Your SAP Ariba Business Network Account

7. SAP Ariba Business Network will send an email notification that contains instructions on how to reset your password to the email address you used to register your SAP Ariba account.




OFFICIAL (CLOSED) \ SENSITIVE NORMAL

# How to Unlock Your SAP Ariba Business Network Account

8. Click the > icon or the previously entered **username** in the 'Reset your SAP Business Network password' email.

Reset your SAP Business Network password

 SAP Business Network <ordersender-prod@ansmtp.ariba.com>  
To Domino, Reena Luisa G.

☺


↩ Reply

↩ Reply All

➡ Forward

⋮

Sun 1/12/2025 10:50 PM


 Business Network

Reset your password

Dear SAP Business Network user,

You have multiple accounts associated with your email address. Choose the account you want to reset the password for:

fullname\_2@mail.com



8

Note: The link will expire in  
24 hours

If an error occurred when trying to reset this user's password using the email address provided, reset this user's password using this user ID.



# How to Unlock Your SAP Ariba Business Network Account

9. Enter your new password in the **New password** field. Ensure that the password meets the required security criteria.
10. confirm it by entering it again in the **Confirm your password** field.
11. Once confirmed, click **Submit** to save your new password and unlock your account.

SAP Business Network

## Reset your password

Username  
fullname\_2@mail.com

9 New password

10 Confirm your password

11 Submit Cancel

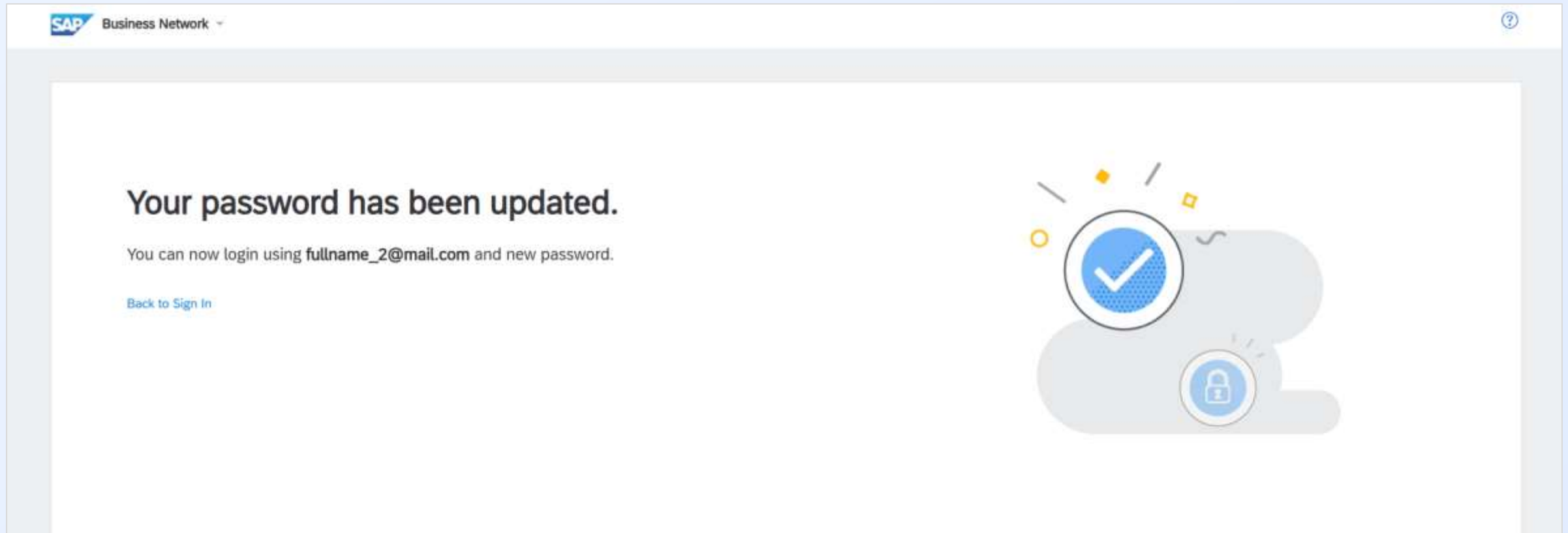
- ✓ Must be between 8 and 32 characters.
- ✓ Must contain at least 1 lowercase letter(s), 1 uppercase letter(s), 1 numeric character(s), and 1 special character(s). The special characters permitted are |!#\$%&'()\*+,-./:;<=>?@^\_`{|}~\''
- ✓ Cannot contain the username
- ✓ Repetitive characters and numbers in sequence are discouraged
- ✓ Only ASCII characters are allowed (numbers 0-9, lower and upper case characters a-z, and some special characters)

OFFICIAL (CLOSED) \ SENSITIVE NORMAL



# How to Unlock Your SAP Ariba Business Network Account

12. Once you have successfully reset your password, the following message will be displayed.



If you would like to unlock your account without having to reset your password, please [contact SAP Ariba Customer Support](#).

OFFICIAL (CLOSED) \ SENSITIVE NORMAL

# Thank You



OFFICIAL (CLOSED) \ SENSITIVE NORMAL